



# Reception Curriculum Leaflet Spring 2025



Welcome to Reception and to the new year.

We look forward to lots of fun and learning with your children this term.

## Literacy



In Spring 1 our topic is 'Night Time'



---





*These are the books we will be reading with the Reception children in Spring 1. We will be using one book every two weeks as part of our topic work. You will be informed of which book we are reading as part of the information on the home learning. We hope that you will be able to find these books at the library and enjoy reading them with your child. We will also be reading some space stories e.g. Whatever Next and The Way Back Home and learning some space facts.*

*We will be learning some facts about nocturnal animals as both our stories talk about animals that come out at night time.*

*Just before half term we will be learning about the festival of Chinese New Year*

---





In Spring 2 our topic is Environments






---

*These are the books we will be reading with the Reception children in Spring 2.*

*We will be using one book every two weeks as part of our topic work. You will be informed of which book we are reading as part of the information on the home learning. We hope that you will be able to find these books at the library and enjoy reading them with your child.*

---



## Reading



---

*Children will be encouraged to listen to and join in with stories. They will retell the stories in their own words. Can they tell you the story of Peace at Last?*

*The children will continue set 1 and 2 sounds from Read, Write Inc. They will use these sounds when they are reading their books from Oxford Owl. Log into Oxford Owl to read the books they have been allocated.*

<https://www.oxfordowl.co.uk/login?active-tab=students>

---



## Possible Home Learning



---

*Read with your child every day and let your child tell you the story when they have finished reading it to you. Ask them questions about the story e.g. What happened at the end of the story? What was your favourite part of the story? Could your child think of different ending?*

---

## Writing



---

*The children will use the sounds they have learnt to begin to write short sentences e.g. Handa went to see her friend. We do not expect them to spell all the words correctly but to 'Have a go at using their sounds to write the words.'*

*They will be encouraged to draw a picture and write a short sentence about what they have drawn.*

---

I am pecen FARS.



*1 - In this example the child has written 'I am picking flowers'. Sounds have been used to write the words and it is possible to understand the writing but the spelling is not correct.*

### Possible Home Learning



---

*When your child is writing they should use their sounds to write the words. They do not need to spell all the words correctly as long as they can sound out the word. e.g. They could write **rocit** for the word **rocket**.*

*Let your child help you write a shopping list.*

*When they have drawn a picture or made a model ask them to write a sentence about what they have made.*

*Encourage them to use writing when they are playing e.g. writing an invitation to a party for their toys or a diary note.*

*Ask them to write a sentence about their favourite part of a story they have read.*

---

## Speaking, Listening and Understanding



---

*In the Spring Term, two children from each class will be taking home a small bear to read to and play with during the week. We ask that you take pictures of the bear and your child reading or playing and upload them to Tapestry.*

*The children will learn the names of the animals that live in each of the different environments. They will learn to speak in sentences and to answer questions about their learning. e.g. 'What do you like about the jungle?' 'In the jungle you can see colourful parrots and long snakes.'*

*The children will become better at both following and giving instructions. e.g. 'Please can you pass me a pair of scissors?' 'Write your name on your picture and put it in the home box.'*

*The children will listen to each other when they are playing and will respond to what they are saying. e.g. 'I want to use the elephant mask.' 'Please can I use it after you?' 'Yes, I will give it to you when I have finished'*

---

## Possible Home Learning



---

*Talk to your child and make sure that they are listening to you. When you call their name, always make sure that they answer you. Talk to them about new things that they might see around them. It could be a different type of car or a fruit that they have not had before. Talk about: The colour, how it looks, what is it used for, what it does and would they like one. Make sure that they answer using a whole sentence and not just one word. They could give you a reason for their answer e.g. I would love a red car like that because I think it will go fast.*

---

## Mathematics



---

*The children will become confident counting from 1-20 and then beyond. They will use number in their play e.g. counting '10, 9, 8, 7, 6, 5, 4, 3, 2, 1 blast off' when they are going to the moon.*

*The children will be sorting objects into different groups e.g. rockets and astronauts. We will ask them how many there are in each group and to find the numeral to match each group. We will also ask these questions: Is one group*



*bigger? Which group is smaller? How many more are there in the bigger group? How many are there altogether?*

*The children will be learning to write the numbers and use them in other areas e.g., When the children are writing lists they will be numbering each item in their list. They will also begin to use the addition and subtraction symbols to write a calculation.*


*The children will know the names of solid 3D shapes and use flat 2D shapes when making patterns, pictures and building objects e.g. When they are making a rocket, they will be asked to name the shapes they have used. They might have used a cylinder and a cone to make their rocket.*

*They will be talking about the height of objects and which one is taller. they will be thinking about the size of boot that they might need to go into space. What size shoes do they wear? What size does their friend wear? Which planet is the biggest?*

---



*What shapes can you see?*



*Which is the biggest planet?*

*Possible Home Learning*





---

*Play number games with your child. e.g. ask them to look for numbers on car number plates on the way home or ask them to count the trees as they walk along the path. Can they count 30 steps?*

*When you go shopping ask them to help you. For example, you could say:  
'Please can you put three apples in the trolley?'*

*You could also play game like Snakes and Ladders or Ludo.*

---



## Physical Development



---

*The children will learn to be aware of the space around them and how to control their movements so that they do not bump into each other and also to think about how they are moving for example: Are they moving fast or slow?  
Can they jump, skip and run?*

*They should be able to dress and undress themselves and to do up their coats by themselves. When they are dressing up in the role play area they will put on and take off their own dressing up clothes.*

*The muscles in their hands should be developing to allow them to have greater control over the small movements they make using their hands. For example, they should be able to make recognisable letters and numbers and hold scissors to cut out objects.*

---





## Possible Home Learning



---

*When you are going for a walk, encourage your child to move in different ways. Ask them to jump to the next tree and then skip to the tree after that. This will make the journey more interesting and encourage them to move.*

*Play ball games with your child. Go to the park and play football and then take them on the climbing frames and allow them to build up their confidence. See how high they can go.*

*Encourage your child to brush their teeth twice a day at home.*

*Let them help you to cut up some fruit and vegetable to eat. They will enjoy being in the kitchen with you. There are lots of soft fruit and vegetables that are easy to cut.*

---





*The children will learn about the many different festivals that will happen during the term.*



*Chinese New Year*



*Easter*



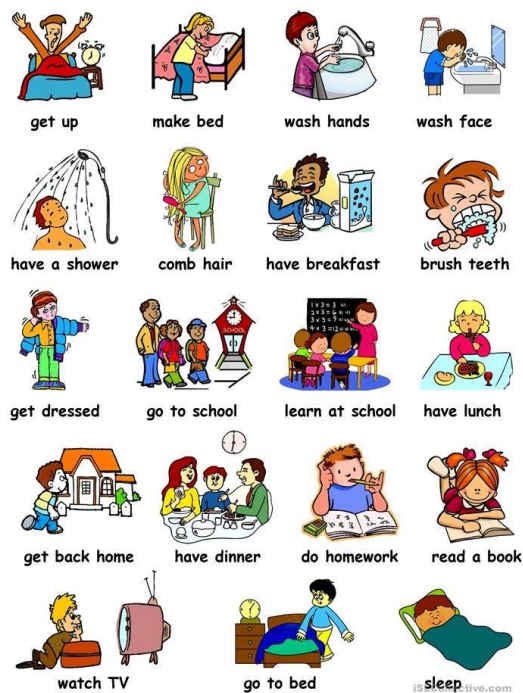


*Pancakes*





*Mother's Day*

## DAILY ROUTINES



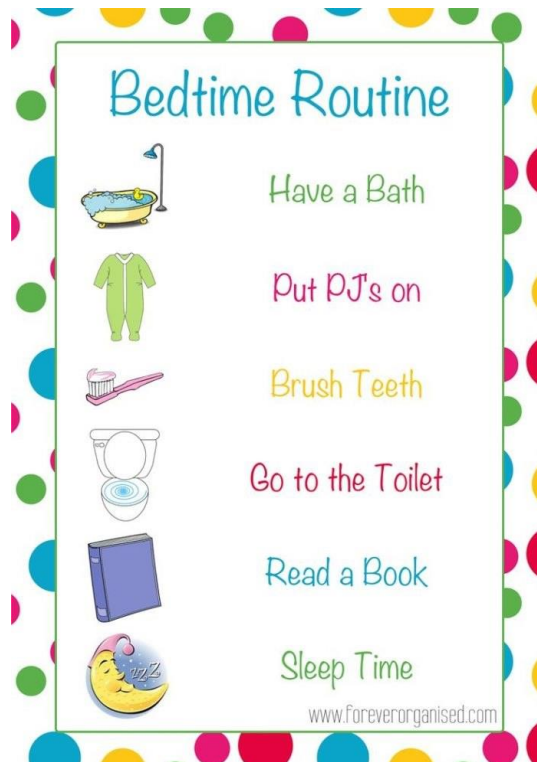
*They will talk about the things they do every day and when they do them.*





*They will have a Pyjama day  
and wear their pyjamas to school.*

*They will learn about  
nocturnal animals*



*They will talk about what they do every day when they are getting ready for bed.*

---

*The children will be learning how to take care of where they live. They will also be learning about: The African Savanna, The Rain Forest, Under the Sea and the City. They will learn about what animals and plants live in each of the different environments. They will also be learning about nocturnal animals.*

---



*The Savanna*



*The Rainforest*



*Under the Sea*



*The City*

## Health and Self-Care



---

*This term the children will be learning how to get ready for bed and daily routines. e.g. washing and changing into night wear, brushing teeth and toileting and sharing a book. We will be talking about being healthy and going to bed at an appropriate time.*

---

## Possible Home Learning



---

*Talk to your child about the festivals that you are celebrating and the things that you do together as a family during these celebrations.*

*Go to the library and borrow some books about space and talk to your child about all the amazing night time animals (nocturnal animals)*

*Discuss night time routines with your child.*

*Talk to your child about how we can look after our world. Teach them about how to recycle and about taking care of our resources.*

---

## Expressive Arts and Design



---

*The children will experiment with a range of media and materials, colour and texture, tools and techniques to produce different effects to create backgrounds scenes from the topic stories, the moon and stars and creating hot and cold colours for planets.*

*Children will have opportunities to plan and construct models with a purpose in mind, using mixed media to create a fish made from clay swimming in the ocean made from a shoe box.*

---



## Possible Home Learning



---

*Allow your child to be creative at home. Give them lots of different things to use for example: buttons, string, felt pens, fabric, boxes and let them be creative.*

*Encourage the children to dance to their favourite songs.*

---



Useful websites and extra activities



---

*Click on each of the names of the websites to find lots of learning games to play with your child.*

---



[ICT games](#)



[Number blocks](#)



[Oxford Owl](#)