



**Elmgrove**  
Primary School & Nursery

Phonics  
Parents' Meeting  
23/11/23

A photograph of the word 'men' written in a lowercase, rounded font on a light-colored surface. Below each letter is a red dot, suggesting a dot-marker activity. A blue marker is visible at the bottom right corner of the image.


# Phonics?

Synthetic Phonics is a way of teaching reading. It focuses on the use of pure sounds.

Children are taught to read letters or groups of letters by saying the sound(s) they represent - so, they are taught that the letter s sounds like s when we say it.

Children can then start to read words by blending the sounds together to make a word.

We use a systematic synthetic phonics scheme called "Bug Club Phonics".



## Phonics Terminology

Phoneme - A phoneme is the smallest unit of sound in a word.

<b>s</b> <b>s</b> ock	<b>t</b> <b>t</b> op	<b>p</b> <b>p</b> eg	<b>n</b> <b>n</b> ame
--------------------------	-------------------------	-------------------------	--------------------------





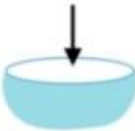


















## Phoneme

A phoneme is the of sound letter.

[Link to Phonics video](https://www.youtube.com/watch?v=DIPcahxNSU4) -

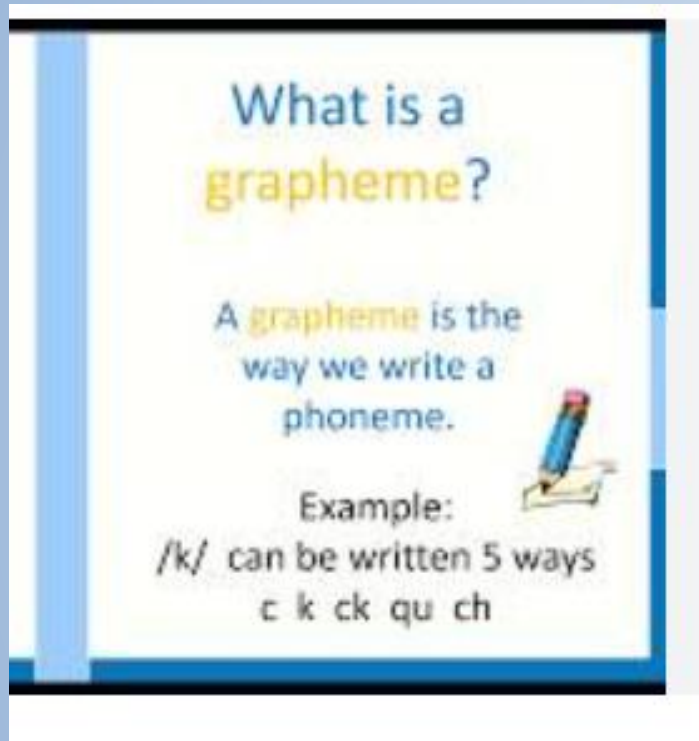
<https://www.youtube.com/watch?v=DIPcahxNSU4>

Phase 2 Sound Mat

s 	a 	t 	p 	i 	n 	m 	d 
g 	o 	c 	k 	ck 	e 	u 	r 
h 	b 	f 	ff 	l 	ll 	ss 	

Print Play Learn



## Phonics Terminology



Grapheme - A  
grapheme is a  
letter or group  
of letters  
representing a  
sound.

## Grapheme

A grapheme can be a letter or group of letters. It/they represent a phoneme (sound).

Phonemes	Letters	Graphemes
47	26	
		sh = Digraph


The sound (phoneme is):



It has two letters: s and h.  
The grapheme is sh



Digraph - This is when two letters come together to make a phoneme. E.g ch for chip sh/ for shop

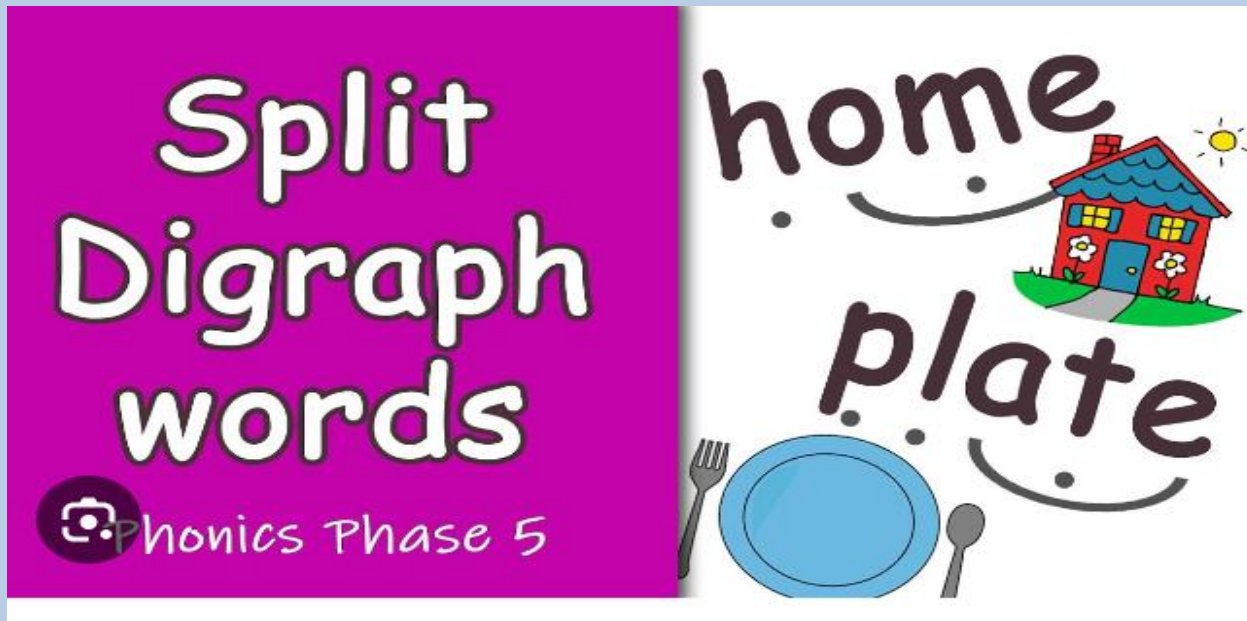


Trigraph - This is  
when three letters  
come together  
to make one  
phoneme.  
For example:  
Air for hair.





Split digraph - A split digraph is when a sound of two letters are split by a consonant.



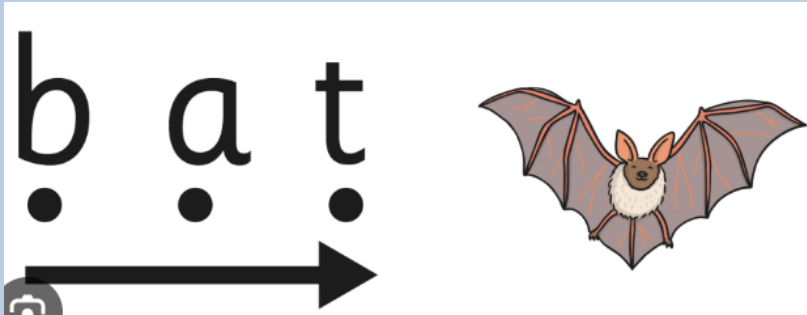
[https://www.youtube.com/watch?v=UQFilBxEseg&ab\\_channel=KidsArea123](https://www.youtube.com/watch?v=UQFilBxEseg&ab_channel=KidsArea123) (1 minute 55 seconds)

# Two last terms to talk through:

Segmenting - Consists of breaking words down into phonemes to spell.



Blending - Merging the individual phonemes together to read a word.



# Segmenting and Blending

Phonics video -

<https://www.youtube.com/watch?v=3σvJIXTQpsU>



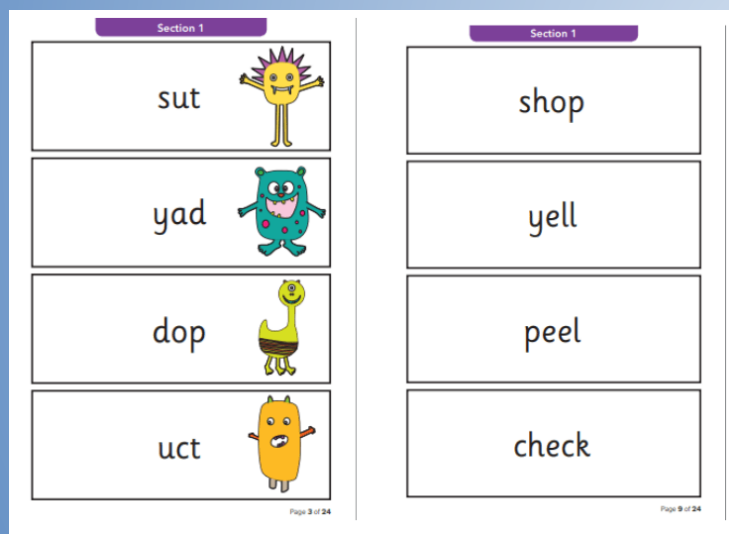



The children learn and practise their phonemes in lots of fun ways:

- Sound talking and rhyming.
- Using phoneme frames, “sound buttons” and whiteboards to spell words.
- Playing games
  - Table games or interactive games on the computer.
  - Phonics Play website has lots of games and activities. Also Fast Phonics through Reading Eggs
  - Bingo, Buried Treasure, Dragon's Den
- Being phoneme “detectives”.
- Reading and writing sentences. Silly sentences are great fun!

# Phonics Screening Check

Children in Year 1 throughout the country will all be taking part in a phonics screening check during the same week in June (Week of June 10<sup>th</sup>). Children in Year 2 will also take the check if they did not achieve the required result when in Year 1 or they have not taken the test before.



The test contains 40 words. Each child will sit one-to-one and read each word aloud to a teacher. The test will take approximately 10 minutes per child, although all children are different and will complete the check at their own pace. The list of words the children read is a combination of 20 real words and 20 pseudo words (nonsense words).

Parents will be informed if their child has passed at the end of the academic year.





**Elmgrove**  
Primary School & Nursery

We have sound mats for you to take away and your child has a mat in their reading folder.

Teachers will stay in the hall if you have any questions.

Thank you for  
attending



**Phase 2 Sound Mat**

s	a	t	p	i	n	m	d	g	o
socks	apple	tomato	postcard	ice cream	dog	mouse	lizard	goat	orange
c	k	ck	e	u	r	h	b	f	ff
carrot	key	rocket	elephant	umbrella	robot	hand	bat	flowers	cupcake
l	ll	ss							
leaf	lily	sun							

**Phase 3 Sound Mat**

j	v	w	x	y	z	zz	qu	ch	sh
jam	volcano	watch	fox	yo-yo	zebra	zoo	queen	chicken	shoe
th	ng	ai	ee	igh	oa	oo	oo	ar	or
thumb	ring	cloud	plant	fish	goat	moon	book	cards	fork
ur	ow	oi	ear	air	ure	er			
burger	cow	orange	ear	chair	box	egg			

**Phase 5 Sound Mat**

ay	ou	ie	ea	oy	ir	ue	aw	wh	ph
ray	cloud	tie	egg	boy	girl	blue	away	wheel	phone
ew	ew	oe	au	ey	a-e	e-e	i-e	o-e	
egg	egg	egg	egg	egg	egg	egg	egg	egg	
u-e	u-e								
egg	egg								

twinkl