



# How to Support my Child with their Reading in KS2



# What is a good reader?

Good readers will.....

Predict

Ask questions

Clarify (Spot breakdowns and try to mend them)

Summarise (put important items together)

Infer using clues

Make connections to background knowledge

Evaluate (identify important words or phrases)

# So what are doing in school?



- Uses learning behaviours to support children in conversation.
- Uses reading strategies to support comprehension.

# The reading strategies

## Predicting



Children should use what they have read and what they know to make predictions on what may happen next.

Example: "I think that the next chapter will be about their journey to the seaside **BECAUSE** they are putting their bags into the car ready to go."





# The reading strategies

## Clarifying



Checking what something may mean when they do not understand. Children could clarify using pictures in the book, reading over it again, a dictionary, a buddy, an adult, another book or the internet.

Example: "I'm not sure what technology means, I will use a dictionary to find out"



# The reading strategies

## Asking questions



Children should ask questions about what they have read to deepen their understanding.


Example: " why are all the other giants being mean to the BFG?"



# The reading strategies

## Making connections

Children should make connections  
with the text and themselves,  
the text and another text they  
have read.



Example: " I know about tigers  
because I have seen a TV  
programme about tigers. The  
tigers on the TV programme liked  
to swim too."

# The reading strategies

## Inferring



Children should use clues from the book to find out something the author hasn't told us.

Example: " I think that the girl will miss her friends because she cried when she said by to them"



# The reading strategies



## Summarising

Children should be able to give a brief description of what they have read.

Example: "This is a book about a family going on holiday to Spain"

# The reading strategies

## Evaluating



Children should comment on what they liked and disliked about the book.

Example: "I like the ending to the story because it was not what I was expecting. I didn't like the adjectives the author used as they were a bit boring".

# Destination reader bookmark





Learning Behaviour	Destination Reader Learning Behaviour stems		How did we do?
Use supportive facial expressions – nod, smile, agree. Bring quieter people into conversation look at the speaker, listen and respond to what was said	Support	Great reading, good thinking. I like the way you ... when you read. You've really improved in... Which strategy might help you here? This is hard to think about. That's a good way to think about it. Would you like to offer an opinion? What do you think?	1 2 3 4 
	Active listening	Good point / idea. Oh yes / no! That's interesting– do you think so? I hadn't thought of that point. Can you explain further? Tell me more...	
Referring back to text and giving extended answers (Point – Evidence – Explain)	Discuss and explain our ideas		1 2 3 4
	I think this means that ... because it says... This part suggests that ... because ... My view is that ... because in the book ... Two main reasons explain why I think that ... Earlier we learnt that ... therefore ... On the one hand you could say ... but on the other ... is similar to ... because ... In my opinion ... because ... This character is ... because ... The main idea is that ... In summary / I conclude that ... because ...		
Building on other's answers	Agreeing	I agree with ... because ... Similarly ... I'd like to build on / add to that point ... Adding to that point ...	
	Disagreeing / challenging and offering alternative	In contrast ... Alternatively ... It could be but ... I agree with some aspects of ...'s point however. Why do you think that? What evidence is there that backs up your point?	
	New idea	Have we considered? Another point I wish to make is ... On reflection I no longer think that ...	
Take responsibility for our own/group's learning	Are we all clear on the key ideas? Does anyone feel they need some more explanation? We worked well today because we ... made sure we understood each part of the text before we moved on. We both / all took an equal part in the discussion today. Today didn't work well because ... Our target next time should be to ...		1 2 3 4 
ensure you took part, made sure everyone understood task and participated			

Destination Reader	
<b>Predicting</b>	<b>Inferring</b>
<ul style="list-style-type: none"> <li>I wonder if</li> <li>I predict</li> <li>I think that</li> <li>I bet that</li> <li>I imagine</li> <li>I think * will happen</li> <li>I think I will learn</li> <li>I think it will be set out</li> <li>The next part will be about</li> </ul>	<ul style="list-style-type: none"> <li>The word * tells me</li> <li>The part * tells me</li> <li>This makes me think that</li> <li>I think this character * because</li> <li>I think the setting is</li> <li>I think the mood is</li> <li>I think the writer's viewpoint is</li> <li>I think this character's viewpoint is</li> </ul>
<b>Asking questions?</b>	<b>Evaluating</b>
<ul style="list-style-type: none"> <li>Who</li> <li>What</li> <li>When</li> <li>Where</li> <li>I wonder</li> <li>Why</li> <li>How</li> <li>What if</li> <li>Why do you think</li> <li>How do you think</li> <li>How do we know</li> </ul>	<p><b>Language</b></p> <ul style="list-style-type: none"> <li>The word/phrase * works well because</li> <li>I like the way the author uses * It makes me think about</li> <li>It's very clever the way the author uses * because</li> <li>The sentence * has high impact because</li> </ul> <p><b>Organisation</b></p> <ul style="list-style-type: none"> <li>The text is organised well because</li> <li>The presentation helps the reader because</li> <li>The structure could be improved by</li> </ul>
<b>Clarifying</b>	<b>Making connections</b>
<ul style="list-style-type: none"> <li>I think that means</li> <li>I didn't understand</li> <li>What does * mean?</li> <li>I need to reread this part because</li> <li>* is a tricky word so I</li> <li>I didn't understand * so I</li> <li>Let's reread because it didn't make sense.</li> </ul>	<p><b>Text to self:</b></p> <ul style="list-style-type: none"> <li>I know about this because I</li> <li>I've been to / seen</li> <li>I saw a programme about this</li> <li>I can identify with this character because</li> </ul> <p><b>Text to text:</b></p> <ul style="list-style-type: none"> <li>I think this book is a * (genre) book because</li> <li>This reminds me of * because</li> <li>This is similar to * because</li> <li>This character is similar to * because</li> </ul> <p><b>Text to world:</b></p> <ul style="list-style-type: none"> <li>This links to</li> <li>This is because</li> </ul>
<b>Summarising</b>	<b>Learning Behaviours</b>
<ul style="list-style-type: none"> <li>The key idea is</li> <li>The most important ideas are * and I know that because</li> <li>This part is about</li> <li>The headline would be</li> <li>In 10 words</li> <li>The main theme is</li> </ul>	<ul style="list-style-type: none"> <li>Support and actively listen to others</li> <li>Discuss and explain our ideas</li> <li>Take responsibility for your own and your group's learning.</li> </ul>



# How can I support my child with their reading?

- Use the Destination Reader bookmarks when your child is reading- this will encourage your child to talk about their book more.

Learning Behaviour	Destination Reader Learning Behaviour stems		How did we do?
<b>Support and actively listen to others</b>			<b>1 2 3 4</b>
Use supportive facial expressions – nod, smile, agree. Bring quieter people into conversation look at the speaker, listen and respond to what was said	Support	Great reading, good thinking. I like the way you ... when you read. You've really improved in... What do you think? That's a good way to think about it.	
	Active listening	Good point That's interesting I hadn't thought of that point. Can you explain?	





# How can I support my child with their reading?

- Visit the library- it's free!



# How can I support my child with their reading?

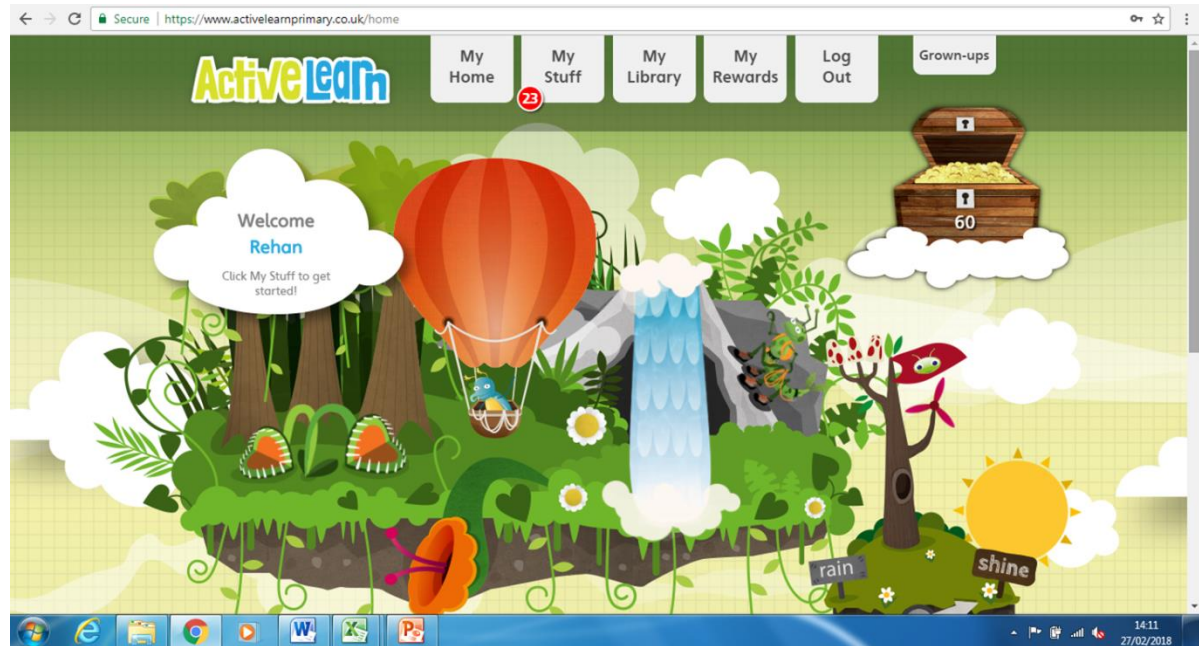
- Encourage your child to read a variety of texts such as posters, leaflets, recipes, magazines, newspapers.





# How can I support my child with their reading?

- Use Bug Club at home



# How can I support my child with their reading?

- Talk to your child often. This will support their vocabulary development.





# How can I support my child with their reading?

- Open up your child on a wide range of experiences. This will allow your child to relate easily to the stories they read.





# How can I support my child with their reading?

- Have fun when reading!

